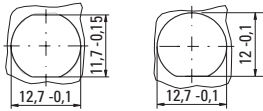
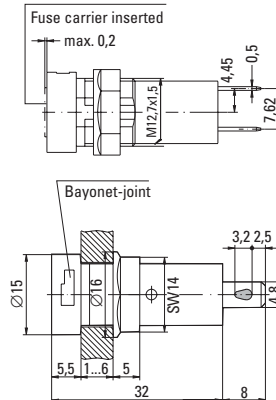


Holder / No. 820



Panel alternatives

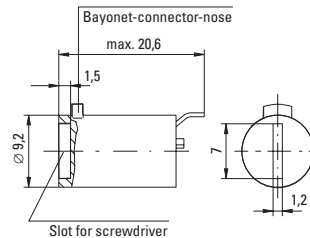
Panel Mount, Shocksafe 5x20mm Fuses



Cap / No. 835



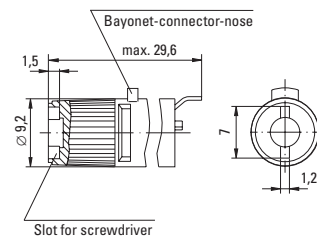
Flush Mount Type



Cap / No. 837



Finger Grip Type



Specifications

Standard

IEC 60127-6
UL 512
CSA C22.2. No.39

Approvals (only 820/835)

VDE: License No. 132225
SEMKO: Certificate No. 9942054
UL Recognized: File No. E 70164
CSA Certified: File No. 47574



Mounting

12.7mm diameter D-hole or double D-hole
Admissible torque on plastic hex nut is 1.2Nm

Terminals

Solderable or 4.8mm quick connect-fits 0.5mm tab

Protection Class & Category

IP 40 (IEC 60529)
PC2 (IEC 60127-6)

Materials

Holder/Cap: Black Thermoplastic
Polyamide PA 6.6, UL 94 V-0
Metal Parts: Copper alloy,
corrosion protected
Terminals: Solderable, tinned

Electrical Data (23°C)

Rated Voltage: 250V
Rated Current: 6.3A (VDE/SEMKO)
16A (UL/CSA)
Rated Power: 4W (SEMKO)

Operating Temperature

-25°C to +70°C (consider de-rating)

Climatic Test

-25°C/+70°C/21 days (IEC 60068-2-1...3)

Stock Conditions

+10°C to +60°C
relative humidity ≤ 75% yearly average,
without dew, maximum value for 30 days - 95%

Vibration Resistance

24 cycles at 15 min. each (IEC 60068-2-6)
10 - 60Hz at 0.75mm amplitude
60 - 2000Hz at 10g acceleration

Contact Resistance

≤ 5mΩ

Dielectric Strength

> 1.5 kV

Impulse Voltage

4 kV, 50 Hz, 1 min., dry

Insulation Resistance

> 10³ MΩ (500 VDC, 1 min.)

Solderability

235°C, 3 sec. (Wave)
350°C, 1 sec. (Soldering Iron)

Soldering Heat Resistance

260°C, 5 sec. (IEC 60068-2-20)

Minimum Cross Section

Conductor - 2.5mm²

Marking

820, 250V, Approvals

Unit Weight

4.0g (Holder) / 1.6g (835) / 2.2g (837)

Order Information

Packaging

Bulk (100 pcs.)

Order Numbers

Holder No. 820 0000 000
Cap, Flush Mount No. 835 0000 000
Cap, Finger Grip No. 837 0000 000

Specifications are subject to change without notice

Note: 1.00 means the number one with two decimal places. 1,000 means the number one thousand.

